

## Travel Brochure Virtual Day Activity

No late or redo work will be accepted for this project!

### Virtual Day Finished Project Overview

You will create a travel brochure using a tri-fold to display your information. You may use computer paper or construction paper for the project. The information on the brochure can be typed or neatly written.

### Geography:

- You will be given six excursions in Australia /New Zealand and you must choose three.
- Next, you will summarize the information you read about the three excursions of your choice. Make sure to include historical and/or cultural information in your summaries. Also make sure that the summaries are detailed, accurate, and relevant.
- Add a heading to label each of your excursions.

<u>Excursions</u>	<u>Location</u>
Uluru (Ayers Rock)	180 mi. S.E. of Alice Springs
Sydney Opera House	Sydney
Great Barrier Reef	Cairnes
Maori Cultural Tour	Waimarama
Aboriginal Walkabout	Sydney (Blue Mts)
Penguin Tour	Off the coast of Melbourne

**English:** When applicable, all information presented in the brochure should be in paragraph format and demonstrates appropriate use of correct spelling, punctuation, capitalization, grammar, and usage. The writing should clearly exhibit appropriate sentence structure, with no run-on/fragment issues. Information should be organized into paragraphs that blend.

---

**Math:** Students will find the approximate cost of driving. You will use the attached map to approximate the kilometers between your destinations. For your trip assume that you are driving a Toyota Corolla that gets 64 kilometers per 1 gallon of gas. Each gallon of gas costs \$6.75.

Number of People	1	2	3	4	5
Flying Cost					
Driving Cost					

---

**Science:**

**All work must be answered on the trifold.**

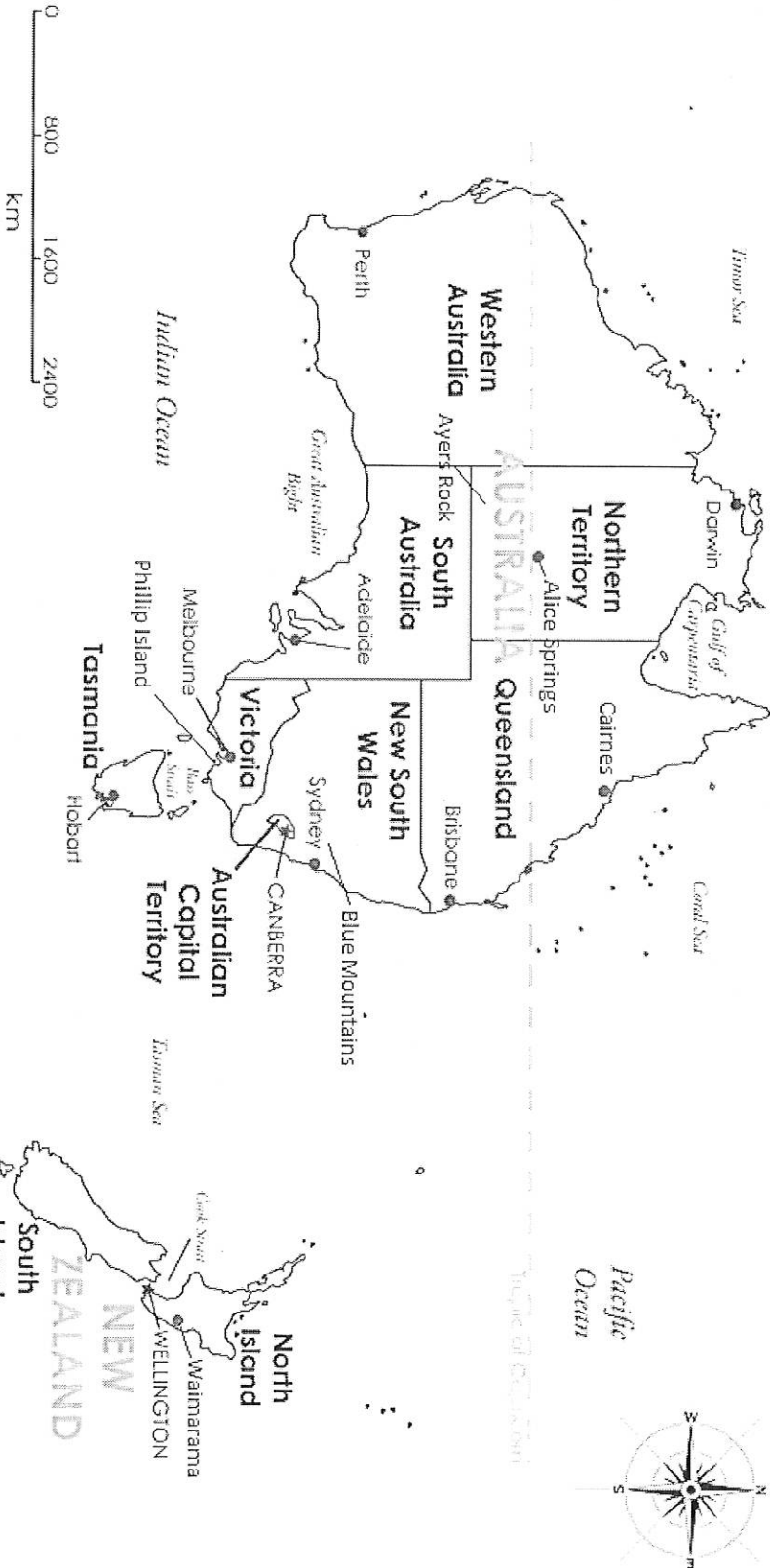
- Students will research the climate of Australia. Climate information should include: Use the maps provided.
  - High Temperature
  - Low Temperature
  - Average Rainfall
  - Humidity
  - Wind Speeds
- Students should come up with a wardrobe or packing list. Use climate data as well as information about your excursions to determine what to pack. Please pack your suitcase for 7 days.

## 7th Grade Virtual Activity - Travel Brochure Rubric

Subject	1	2	3	4
English	<ul style="list-style-type: none"> <li>● The writing demonstrates minimal of correct spelling, punctuation, capitalization, grammar, and usage.</li> <li>● Errors are numerous and severely impeded readability.</li> <li>● Writing contains many errors in structure/run-ons/ fragments, and may be too short to show use of sentences or paragraphs.</li> </ul>	<ul style="list-style-type: none"> <li>● The writing demonstrates limited use of correct spelling, punctuation, capitalization, grammar, and usage.</li> <li>● Errors may be distracting and interfere with readability, and contains run-ons/fragments that interfere with fluency.</li> <li>● Writing may show little or no attempt at paragraphing.</li> </ul>	<ul style="list-style-type: none"> <li>● The writing demonstrates adequate use of correct spelling, punctuation, capitalization, grammar, and usage.</li> <li>● Errors may be more noticeable but do not significantly affect readability.</li> <li>● Writing adequately exhibits appropriate sentence structure, but may contain a small number of run-ons/fragment</li> <li>● Ideas are organized into paragraphs</li> </ul>	<ul style="list-style-type: none"> <li>● The writing demonstrates appropriate use of correct spelling, punctuation, capitalization, grammar, and usage.</li> <li>● Errors may be more noticeable but do not significantly affect readability.</li> <li>● Writing clearly exhibits appropriate sentence structure, with has few or no run-on/fragment issues.</li> <li>● Ideas are organized into paragraphs that blend into larger text</li> </ul>
Math	<ul style="list-style-type: none"> <li>● None of relevant information is listed (distance, initial costs, ect).</li> <li>● None of the table is complete and correct.</li> <li>● None of the work for each number of travelers is present AND work is not presented in an organized manner.</li> </ul>	<ul style="list-style-type: none"> <li>● Less than half of relevant information is listed (distance, initial costs, ect).</li> <li>● Less than half of the table is complete and correct.</li> <li>● Less than half the work for each number of travelers is present OR work is not presented in an organized manner.</li> </ul>	<ul style="list-style-type: none"> <li>● More than half, but not all, relevant information is listed (distance, initial costs, ect).</li> <li>● More than half, but not all of the table is complete and correct.</li> <li>● More than half, but not all work for each number of travelers is present in an organized manner.</li> </ul>	<ul style="list-style-type: none"> <li>● All relevant information is listed (distance, initial costs, ect).</li> <li>● Table is complete and correct.</li> <li>● Shows all work for each number of travelers in an organized manner.</li> </ul>
Science	<ul style="list-style-type: none"> <li>● Weather Analysis: No evidence provided</li> <li>● What To Wear: No evidence provided</li> </ul>	<ul style="list-style-type: none"> <li>● Weather Analysis: Weather stated in simple terms such as "cold" or "hot"</li> <li>● What To Wear: Clothing stated in simple terms such as "clothes" and "shoes"</li> </ul>	<ul style="list-style-type: none"> <li>● Weather Analysis: Weather stated in terms of whether or not it rains a lot OR if location hardly receives any rainfall each year</li> <li>● What To Wear: Clothing stated in terms such as a "jacket if it is cold" or "shorts if it is hot"</li> </ul>	<ul style="list-style-type: none"> <li>● Weather Analysis: Weather stated in terms that specifically describe that area; "humid", "balmy", frigid AND include average temperatures and/or amount of rainfall per year</li> <li>● What To Wear: Clothing described based on average temperatures/ precipitation as well as what clothing would be suitable for certain excursions</li> </ul>
Geography	<ul style="list-style-type: none"> <li>● Destination information includes <b>little</b> historical and/or cultural facts and is <b>not</b> detailed, accurate or relevant</li> </ul>	<ul style="list-style-type: none"> <li>● Destination information includes a <b>fair</b> amount of historical and/or cultural facts and <b>fairly</b> detailed, accurate and relevant</li> </ul>	<ul style="list-style-type: none"> <li>● Destination information includes <b>good</b> historical and/or cultural facts and is <b>mostly</b> detailed, accurate and relevant</li> </ul>	<ul style="list-style-type: none"> <li>● Destination information includes <b>excellent</b> historical and/or cultural facts and is <b>definitely</b> detailed, accurate and relevant</li> </ul>

# Student Information:

## Australia and New Zealand



Created by Super Teacher Worksheets for Spicetop Whiteboards

# Great Barrier Reef Tour \$115

Operates: Daily

Departs: 7:30am

Returns: 5:00pm

Adults: \$115

Children: \$95 (4 – 14 years)

Important information: a number of factors may impact your ability to scuba dive including if you are flying within 24 hours of your dive and some medical conditions. All divers are required to fill out a questionnaire before they are cleared to dive. Please view the questionnaire by [clicking here](#) and be sure to discuss with us anything that may prevent you from diving prior to making your reservation.

Cancellation policy: due to the nature of our Great Barrier Reef Tours, any cancellation made under 14 days from departure will result in a 100% cancellation fee. Date changes can be made up to two days before travel without additional charge.

## Great Barrier Reef Tour Itinerary

This Great Barrier Reef Tour is a great way to see one of the world's most fascinating destinations. On the spectacular Great Barrier Reef Tour experience a breathtaking coral reef in pristine blue waters that are teeming with colourful and unusual marine life.

Meet the tour at the Marlin Jetty or for a small price choose the optional pick up / drop off service to start your unforgettable day. Boarding at 7:30am you will be greeted with complimentary fruit platters, tea and coffee. At 8:00am we start the cruise to the Outer Reef. Whilst on route, learn how to use snorkelling and dive equipment from the experts with a comprehensive equipment demonstration. You will arrive at your first Great Barrier Reef site, Hastings Reef, at approximately 10:30am. Hastings Reef is a colourful coral reef filled with unusual and captivating marine life. Take advantage of the free use of snorkelling equipment to explore the reef or try one of our optional upgrades which includes touring the reef on a glass bottom boat, a certified dive or a beginner's dive (no experience necessary).

After 2 hours of fun on the Great Barrier Reef you will be sure to have worked up an appetite. Enjoy a delicious BBQ (with an assortment of salads) on the vessel before heading to the second reef site Breaking Patches. Breaking Patches is an area of shallow lagoons inhabited by many turtles. Once again you can explore the new reef site with the use of snorkelling equipment or choose to upgrade to a certified or beginners dive. Returning home from the Reef is anything but boring, as you take in the spectacular views and even try some exhilarating Boom Netting or just relax, with a complimentary glass of wine and a cheese platter. This is the best value Great Barrier Reef Tour on offer!

## Great Barrier Reef for Kids

The Great Barrier Reef is great for the whole family. This tour is perfect for children as it offers great value and optional extras that can be tailored to meet the needs and interests of adults and children alike. If your child is not overly confident in the water, then a glass bottom boat tour of the reef is perfect. However, it would be worth getting them out into the water. Flotation devices are provided and the utmost care and safety is taken at all times. Our friendly crew are always there to help non-confident swimmers.

# 1 Day Phillip Island Tour \$115

Operates: Daily

Departs: 9:15am (April – September) / 11:15am (October – March)

Returns: approx 9:00pm (April – September) / 12:00am (October – March)

Adults: \$115

Children: \$85 (2 -12 years)

We are not able to accommodate children under 2 years of age on this tour. However we do have alternative Family Tour package available for those travelling with infants. Please book our large coach tour [here](#).

## Penguin Parade Tour Itinerary

This 1 Day Phillip Island Tour offers the very best of Victorian coastal scenery combined with Australian wildlife for everyone to enjoy.

Departing Melbourne we enjoy a picnic style lunch on route to Phillip Island before meeting some friendly Australian animals at the Maru Wildlife Park. You will have the chance to hand feed eastern grey kangaroos and get your photo taken with a koala, as well as getting up close and personal with emus, wombats and dingoes and perhaps view a traditional sheep shearing display (time permitting and at your own expense). This is a spectacular opportunity to get some great photographic memories of your trip.

Next we cross the bridge in San Remo to Phillip Island. Be blown away by the rugged beaches with huge surf as we drive along the coast of Phillip Island to visit Woolamai Beach. Take a look at where the action happens at the Grand Prix Circuit – home to the Australian Moto GP. Watch the seals play on the rocks from special observation cameras at the Nobbies, before visiting the Nobbies Information Centre. Walk the boardwalk and view the powerful ocean force as it creates a blowhole.

And then for the highlight of this 1 Day Phillip Island Penguin Parade Tour – the daily Penguin Parade, which draws thousands of visitors from around the world every year. As the sun goes down, hundreds of little penguins emerge from the sea and waddle ashore to find safety in their burrows after a long day at sea. This electrifying procession of penguins is an experience that everyone visiting Victoria should see. Book your 1 Day Phillip Island Penguin Parade Tour with us today.

Please note: Due to the seasonal nature of the penguin arrivals, on rare occasions time constraints can prevent us from visiting some minor attractions outlined in this itinerary.

Please note this is a small group Phillip Island Tour that is usually operated on a Mitsubishi Rosa Deluxe or similar. The smaller groups are preferred by most travelers, however if you are looking for a little more room and would prefer to travel on a large coach please [click here](#).

# Walk with the Ancestors Tour

- Destination

Waimarama

2 Hours

*\$150 per person*

(minimum 2 people or \$300)

We start our tour where our story begins: on the shores of Waimarama beach where the great migration canoe Takitimu was dragged ashore to make repairs over 800 years ago. See for yourself why they stayed on and established the great fortress of Hakikino, deep in the surrounding hills.

From the coast we visit the remnant of Hakikino on our family's Conservation Reserve. As you walk the pathways and experience the remaining pockets of native plants, native forests and wetland areas, you will gain insight as to how these ancient people lived here and appreciate why this fortress settlement would dominate this coastline for over 300 years.

The preservation of this culturally important and archaeologically significant site is a fascinating mix of old world wisdom and new world innovations. Embracing all that is available today, we have established a native plant nursery and created the Hakikino Conservation Reserve.

This mix of old and new is highlighted once again as we return to the coast, almost to where things began. We will visit the present day Marae reservation where the cultural heartbeat of the people still beats strongly today.

Let one of our family members share with you these sacred sites: the bush lore, the folk lore, the culture and the language: all of which continue to shape the hopes and aspirations of the people today.

This tour provides you with an insider's perspective on being Maori and relates historical and contemporary Maori culture from a unique and personal point of view in our home village of Waimarama. It's a friendly and relaxed encounter.

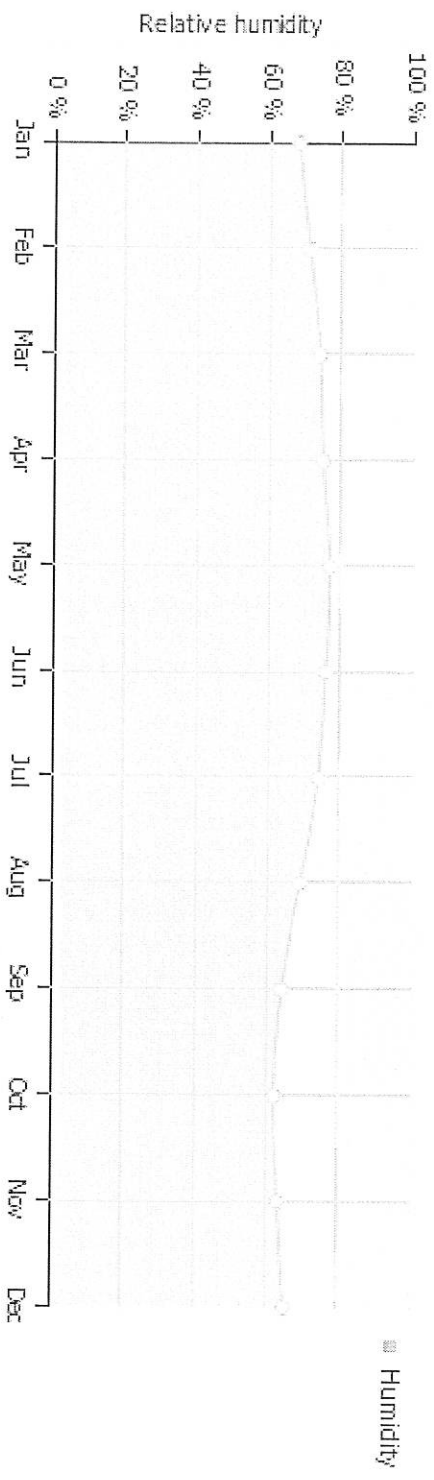
This is not amongst the most challenging of Hawke's Bay walks, but a moderate level of fitness is required. We recommend that you wear comfortable walking shoes.

**This is a private tour and is available at the time of the day that suits you.**

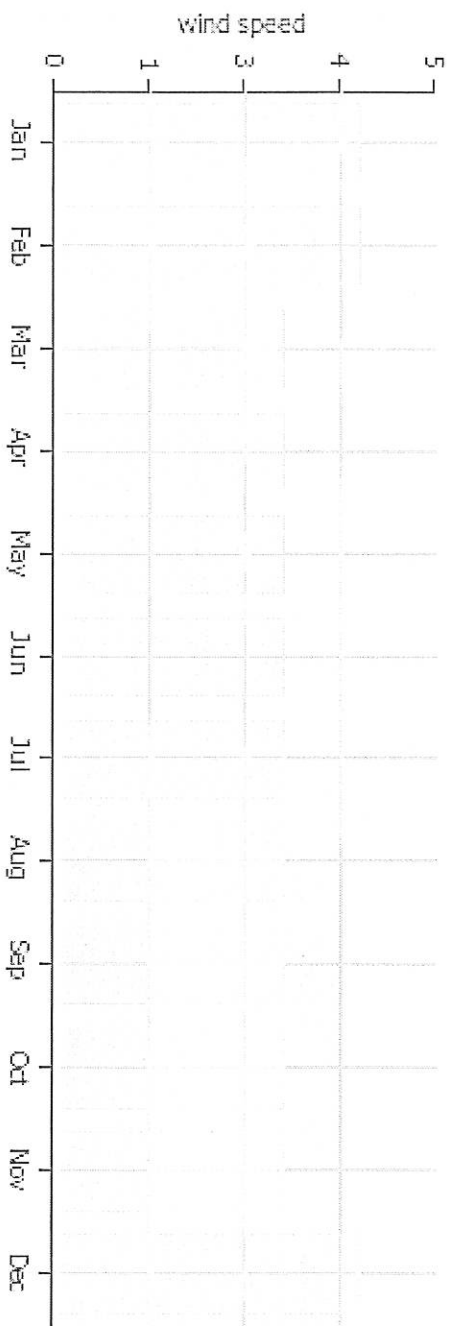
Climate data for Melbourne												[hide]	
Month	Jan	Feb	Mar	Apr	May	Jun	Jul	Aug	Sep	Oct	Nov	Dec	Year
Record high °C (°F)	45.6 (114.1)	48.4 (116.6)	41.7 (107.1)	34.9 (94.8)	28.7 (83.7)	22.4 (72.3)	23.3 (73.9)	26.5 (79.7)	31.4 (88.5)	38.8 (99.8)	40.9 (105.6)	43.7 (110.7)	48.4 (116.6)
Average high °C (°F)	25.9 (78.6)	26.8 (78.4)	23.9 (75)	20.3 (68.5)	16.7 (62.1)	14.1 (57.4)	13.5 (56.3)	15.0 (59)	17.2 (63)	19.7 (67.5)	22.0 (71.6)	24.2 (75.6)	19.9 (67.8)
Average low °C (°F)	14.3 (57.7)	14.6 (58.3)	13.2 (55.8)	10.8 (51.4)	8.6 (47.5)	6.9 (44.4)	6.0 (42.8)	6.7 (44.1)	8.0 (46.4)	9.5 (49.1)	11.2 (52.2)	12.9 (55.2)	10.2 (50.4)
Record low °C (°F)	5.5 (41.9)	4.5 (40.1)	2.8 (37)	1.5 (34.7)	-1.1 (30)	-2.2 (28)	-2.8 (27)	-2.1 (28.2)	-0.5 (31.1)	0.1 (32.2)	2.5 (36.5)	4.9 (38.9)	-2.8 (27)
Rainfall mm (inches)	47.3 (1.862)	48.1 (1.894)	50.4 (1.984)	57.3 (2.256)	56.0 (2.205)	49.2 (1.937)	47.6 (1.874)	50.1 (1.972)	58.0 (2.283)	66.2 (2.606)	60.3 (2.374)	59.3 (2.335)	649.6 (25.575)
Avg. rainy days	8.4	7.5	9.4	11.8	14.6	15.4	16.1	16.1	14.9	14.2	11.8	10.4	150.6
Mean monthly sunshine hours	279.0	234.9	210.8	168.0	120.9	108.0	114.7	146.7	171.0	195.3	210.0	232.5	2,190.8

Source: Bureau of Meteorology





Average relative humidity in Sydney, Australia Copyright © 2016 www.weather-and-climate.com



Wind speed